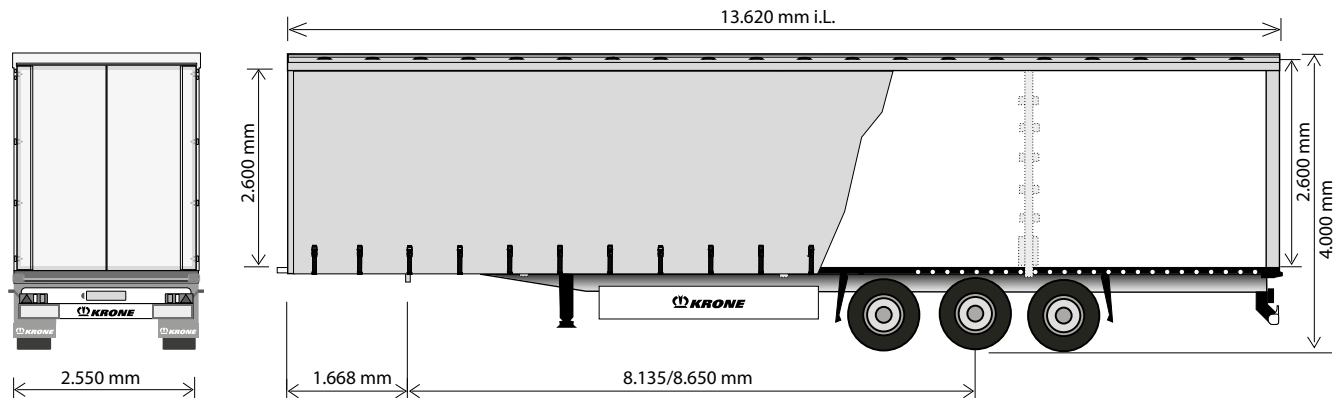






Profi Liner „Nordic“ in sliding roof design




Technical data:	
Type:	SDP 27 eLP3-CS
King pin load:	16,000/18,000 kg
Axle load (technically possible):	27,000 kg
Allowable gross weight (technically possible):	43,000/45,000 kg
Tare weight:	approx. 6,790 kg
Payload (technically possible):	approx. 36,210/38,210 kg
Axle spread:	1,310 / 1,310 mm
Neck height:	100 mm
5th wheel height:	975 - 1,250 mm
Side access length:	13,620 mm
Side access height:	2,480 mm
Side access width:	2,600 - 2,700 mm
Turning radius:	2,040 mm


(Dimensions and weights for standard units)

Are you already familiar with Krone's services?










SPARE PARTS




TELEMATICS



FAIR CARE



MOBILITY



SERVICE LOCATOR

Find out more about:
www.krone-trailer.com/english/service

Technical description:	
Multi Lock side rave including load securing positions; optional with 8,650mm wheelbase and trailing steering axle for optimum trailer pressure at maximum payload; 2-axle or 3-axle semitrailer tractors possible.	Alloy cant rail, continuous, for support of sliding curtain and posts, krone-sliding roof, Roof also movable to the front and rear, Roof reinforcement by steel wire ropes for load safety certificate; 4 sets of wooden planks
2 mechanically operated landing legs, 2 x 12 tonnes capacity, half round with base plate	Front wall with solid corner posts; lateral restricted through loading; Front wall reinforced with plywood inner skin; quick release for side curtains on front wall; retainer for curtain cord
Low-maintenance axles with air suspension and brake drums, (CoC) 420 x 200 mm; or disc brake 430 mm, offset 120; raise/lower valve incl. auto reset valve	Container rear doors including bolted steel frame, integrated double door looks and concealed door hinges; roof header hinged and movable; clamping device for tarpaulin with ratchet at the rear frame
Tyres: 6 x 385/65 R 22.5, brand: Krone choice	3 pairs of side posts, symmetrical ; plank pockets for posts
Wheel covering according to EC-regulations; Spray suppression according to EC-guidelines	Delta shaped rubber profiles at rear; delta steel buffers at rear; load security certificate according EN 12642 Code XL
Spare wheel carrier as an option	1 PVC curtain with full lengths vertical reinforcements, top with rollers for sliding curtains, bottom with tensioners, curtain tensioner out of stainless steel; optionally also available with safe curtain and without planks; white roof tarpaulin
Brake system according to ECE R 13, including vehicle stabilising system; spring parking brake; 2S/2M EBS system, 2 sensors on one axle with RSS, diagnostics by ISO 7638 socket (EBS)	Steel parts shot blasted, with KTL primer and high-quality surface coating (standard painting single-colour); axles incl. wheel hubs painted black; under-run protection and light panel coated white for safety reasons; wheels silver with high-quality paint finish; reflective outline marking according to ECE-R48
Lights according to UN ECE reg. no. 48; 24 volts lighting system with 2 x 7-pin socket DIN ISO 1185/3731; front and rear marker lights; two multi-function rear lights incl. rear fog light and reversing lights; contouring lights, number plate lights and side marker lights in LED	
30 mm thick, phenolic coated plywood floor, cut surfaces fully waterproofed and sealed. Strength acc. to DIN EN 283; for floor loadings up to 7,000 kg stacker-truck axle load; optionally also floor with 8,000 kg stacker axle load available	